

How to Improve School Safety by Leveraging Student Voice

School safety has multiple dimensions. The building blocks of a safe classroom (pictured to the right) range from a welcoming school environment, to fairness and respect among peers, to the absence of bullying behavior and violence.

That's why improving school safety requires a holistic understanding of students' experiences at school.

Collecting stakeholder feedback is a great way to understand safety from all angles when building an improvement plan.

- *How do students, teachers, staff, and families perceive safety at your schools?*
- *In which areas of school safety is your school or district strong?*
- *What are the opportunities for creating a safer, more positive learning environment for students?*

Key Dimensions of Safe Schools



Panorama recommends gathering survey data in the following areas in order to holistically address school safety:

1. Social-emotional learning and mental well-being

[Social-emotional learning](#) plays an important role in students' mental health and sense of safety at school. Students with strong social-emotional skills form better relationships, show resilience, and exhibit more positive behavior at school.

Use an [SEL screener](#) to measure students' habits and competencies, including Self-Management, Emotion Regulation, Social Awareness, and Grit. Then work with students to grow the SEL skills that contribute to a safe school environment.

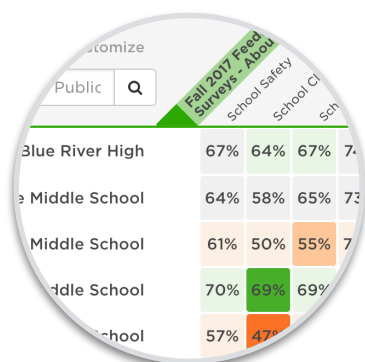
2. School climate and culture

[School climate](#)—the overall social and learning environment on campus—is deeply connected to school safety. What type of environment are students walking into every day?

Find out how students, families, and teachers feel about different aspects of school climate, including Sense of Belonging, Teacher-Student Relationships, and School Safety. Use the data to target areas for improvement with a focus on fairness and equity for all students.

Download Panorama's research-backed [Social-Emotional Learning Survey](#) and [School Climate Survey](#).

Addressing School Safety with Panorama

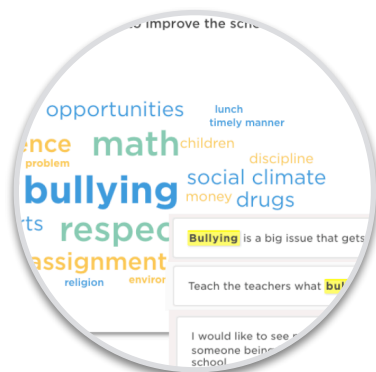
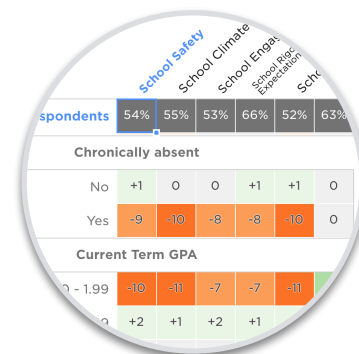


Identify schools that need support around school safety

Once respondents have completed the survey, Panorama’s district dashboard makes it easy to see how schools in your district compare across every measured topic. As a district leader, quickly identify which schools could benefit from resources and professional development around creating a safer school climate.

Understand the experiences of student groups

Disaggregate survey results by demographics and other attributes—such as student race, FRPL, gender, and chronic absence status. See which student groups have lower perceptions of School Safety and Sense of Belonging so you can deliver the supports they need.

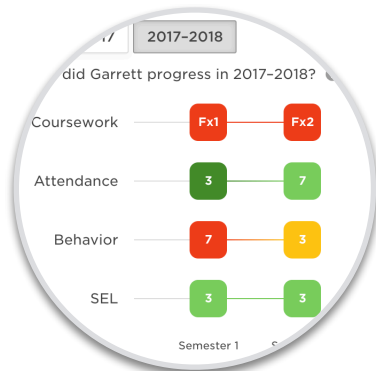


Surface community concerns related to school climate and safety

In addition to gathering quantitative data, use open-ended survey questions to collect written feedback about school climate. Panorama automatically analyzes the responses and surfaces common themes (e.g., “bullying” or “fairness”) in a word cloud so you can easily visualize the voices of your stakeholders.

Build students’ social-emotional learning skills

Use SEL assessment data from Panorama to understand social-emotional strengths and areas for growth at the district, school, and individual student levels. Take action to help students control emotions, regulate behavior, and practice empathy using strategies in Panorama’s [Playbook](#).



Track and support student behavior

Monitor students’ behavior data in one place alongside academic, attendance, and SEL data. Proactively identify students who are at risk for graduation based on behavior—and provide individualized supports that promote school safety.

